


Statement Showing Shareholding Pattern

Name of the Company : **GLOBUS SPRINTS LIMITED**


Quarter Ended : **30.09.2009**

Scrip Code : **533104**

| Category code | Category of Shareholder | Number of Shareholders | Total number of shares | Number of shares held in dematerialized form | Total shareholding as a percentage of total number of shares | | | Shares Pledged or otherwise encumbered | |
|---------------|--|------------------------|------------------------|--|--|--------------|----------|--|--------|
| | | | | | (IV) | (V) | (VI) | (VII) | (VIII) |
| (A) | Shareholding of Promoter and Promoter Group ² | | | | | | | | |
| 1 | Indian | | | | | | | | |
| (a) | Individuals/ Hindu Undivided Family | 0 | 0 | 0 | 0.00 | 0.00 | 0 | 0.00 | |
| (b) | Central Government/ State Government(s) | 0 | 0 | 0 | 0.00 | 0.00 | 0 | 0.00 | |
| (c) | Bodies Corporate | 2 | 11,817,510 | 11,817,510 | 59.81 | 59.81 | 0 | 0.00 | |
| (d) | Financial Institutions/ Banks | 0 | 0 | 0 | 0.00 | 0.00 | 0 | 0.00 | |
| (e) | Any Others (Specify) | 0 | 0 | 0 | 0.00 | 0.00 | 0 | 0.00 | |
| | Sub Total(AK1) | 2 | 11,817,510 | 11,817,510 | 59.81 | 59.81 | 0 | 0.00 | |
| 2 | Foreign | | | | | | | | |
| a | Individuals (Non-Residents Individuals/ Foreign Individuals) | 0 | 0 | 0 | 0.00 | 0.00 | 0 | 0.00 | |
| b | Bodies Corporate | 0 | 0 | 0 | 0.00 | 0.00 | 0 | 0.00 | |
| c | Institutions | 0 | 0 | 0 | 0.00 | 0.00 | 0 | 0.00 | |
| d | Any Others (Specify) | 0 | 0 | 0 | 0.00 | 0.00 | 0 | 0.00 | |
| d-1 | | 0 | 0 | 0 | 0.00 | 0.00 | 0 | 0.00 | |
| d-11 | | 0 | 0 | 0 | 0.00 | 0.00 | 0 | 0.00 | |
| | Sub Total(AK2) | 0 | 0 | 0 | 0.00 | 0.00 | 0 | 0.00 | |
| | Total Shareholding of Promoter and Promoter Group (A)=(AK1)+(AK2) | 2 | 11,817,510 | 11,817,510 | 59.81 | 59.81 | 0 | 0.00 | |

For


| (B) | Public shareholding | | | | | | | | | |
|--------|---|---------------|-------------------|--|--|--|-------------------|--|---------------|-------------|
| I | Institutions | | | | | | | | | |
| (a) | Mutual Funds/ DFI | 1 | 1,699,890 | | | | 1,699,890 | | 8.60 | 0.00 |
| (b) | Financial Institutions / Banks | 1 | 70,000 | | | | 70,000 | | 0.35 | 0.00 |
| (c) | Central Government/ State Government(s) | 0 | 0 | | | | 0 | | 0.00 | 0.00 |
| (d) | Venture Capital Funds | 1 | 50,000 | | | | 50,000 | | 0.25 | 0.00 |
| (e) | Insurance Companies | 0 | 0 | | | | 0 | | 0.00 | 0.00 |
| (f) | Foreign Institutional Investors | 0 | 0 | | | | 0 | | 0.00 | 0.00 |
| (g) | Foreign Venture Capital Investors | 0 | 0 | | | | 0 | | 0.00 | 0.00 |
| (h) | Any Other (specify) | 0 | 0 | | | | 0 | | 0.00 | 0.00 |
| (b-i) | Nil | 0 | 0 | | | | 0 | | 0.00 | 0.00 |
| (b-ii) | | 0 | 0 | | | | 0 | | 0.00 | 0.00 |
| | Sub-Total (BX1) | 3 | 1,819,890 | | | | 1,819,890 | | 9.20 | 0.00 |
| B 2 | Non-Institutional | | | | | | | | | |
| (a) | Bodies Corporate # | 543 | 2,581,647 | | | | 2,416,647 | | 13.06 | 0.00 |
| (b) | Individuals | | | | | | | | | |
| | Individuals - Individual shareholders holding nominal share capital up to Rs 1 lakh | 8,935 | 2,420,686 | | | | 2,420,686 | | 12.27 | 0.00 |
| | Individuals - Individual shareholders holding nominal share capital in excess of Rs. 1 lakh | 8 | 134,595 | | | | 134,595 | | 0.68 | 0.00 |
| I | Total Public Shareholding (B) = (B1)+(B2) | 10,075 | 6,120,341 | | | | 5,955,110 | | 30.98 | 0.00 |
| II | Total Public Shareholding (B) = (B1)+(B2) | 10,078 | 7,940,231 | | | | 7,775,000 | | 40.19 | 0.00 |
| (B) | TOTAL (A)+(B) | 10,080 | 19,757,741 | | | | 19,592,510 | | 100.00 | 0.00 |
| (C) | Shares held by Custodians and against which Depository Receipts have been issued | 0 | 0 | | | | 0 | | NA | 0.00 |
| | GRAND TOTAL (A)+(B)+(C) | 10,080 | 19,757,741 | | | | 19,592,510 | | 100.00 | 0.00 |

For CLS

 Secretary

(D)(b) Statement showing Shareholding of persons belonging to the category "Promoter and Promoter Group"

| Sr. No. | Name of the shareholder (II) | Total shares held | | Shares Pledged or otherwise encumbered | | |
|---------|---------------------------------|-------------------|---|--|--|--|
| | | Number (III) | As a % of Grand Total (A)+(B)+(C) (IV) | Number (V) | As a percentage (VI)=(V)/(III)*100 (VII) | As a % of grand total (A)+(B)+(C) of sub-clause (D)(a) (VIII) |
| 1 | CHANDBAGH INVESTMENTS LTD. | 11387510 | 57.53 | 0 | 0 | 0 |
| 2 | GLOBAL INFOSYS PRIVATE LIMITED | 450000 | 2.27 | 0 | 0 | 0 |
| | TOTAL | 11837510 | 59.81 | 0 | 0 | 0 |

For GLOBAL INVESTMENTS LTD.

S. S. S. S.
Company Secretary

(IXc) Statement showing Shareholding of persons belonging to the category "Public" and holding more than 1% of the total number of shares

| Sr. No. | Name of the shareholder | Number of shares | Shares as a percentage of total number of shares (i.e., Grand Total (A)+(B)+(C) indicated in Statement at para (I)(a) above) |
|---------|-------------------------------------|------------------|--|
| 1 | IDFC PREMIER EQUITY FUND | 1699890 | 6.603 |
| 2 | INFORMED TECHNOLOGIES INDIA LIMITED | 265319 | 1.342 |
| 3 | DEEPAK ROY | 225000 | 1.138 |
| | TOTAL | 2190209 | 11.083 |

Dee Paak Roy

(IX(d)) Statement showing details of locked-in shares

| Sr. No. | Name of the shareholder | * Category of Shareholders (Promoters / Public) | Number of locked-in shares | Locked-in shares as a percentage of total number of shares [i.e., Grand Total (A)+(B)+(C) indicated in Statement at para (IX(a) above] |
|---------|--------------------------------|---|----------------------------|--|
| 1 | GOUTAM KHANDLWAL | PUBLIC | 33 | 0 |
| 2 | ASHOK KUMAR | PUBLIC | 33 | 0 |
| 3 | RAJAT SANGAL | PUBLIC | 51 | 0 |
| 4 | S S SHARMA | PUBLIC | 33 | 0 |
| 5 | AMITABH SANGAL | PUBLIC | 33 | 0 |
| 6 | TINNA FINEX LTD. | PUBLIC | 165000 | 0.835 |
| 7 | SIARAN SINGH | PUBLIC | 15 | 0 |
| 8 | ANIL K GARG | PUBLIC | 15 | 0 |
| 9 | RAJESH KUMAR | PUBLIC | 18 | 0 |
| 10 | DEEPAK ROY | PUBLIC | 225000 | 1.138 |
| 11 | SOURABH VENTURE CAPITAL TRUST | PUBLIC | 50000 | 0.253 |
| 12 | CHANDBAGH INVESTMENTS LTD. | PROMOTER | 11367510 | 57.434 |
| 13 | GLOBUS INFOSYS PRIVATE LIMITED | PROMOTER | 450000 | 2.277 |
| | TOTAL | | 12257741 | 62.04 |


For Secretarial


Secretary

(IXa) Statement showing details of Depository Receipts (DRs).

| Sr. No. | Type of outstanding DR (ADRs, GDRs, SDRs, etc.) | Number of outstanding DRs | Number of shares underlying outstanding DRs | Shares underlying outstanding DRs as a percentage of total number of shares {i.e., Grand Total (A)+(B)+(C) indicated in Statement at para (D)(a) above} |
|---------|--|------------------------------|--|--|
| 1 | NIL | NIL | NIL | 0.00 |
| 2 | | | | 0.00 |
| 3 | | | | 0.00 |
| 4 | | | | 0.00 |
| 5 | | | | 0.00 |
| 6 | | | | 0.00 |
| 7 | | | | 0.00 |
| 8 | | | | 0.00 |
| 9 | | | | 0.00 |
| | TOTAL | 0 | 0 | 0.00 |

SECRETARY
SUNTECH LTD

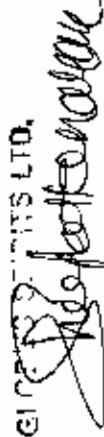


Company Secretary

(II)(b) Statement showing Holding of Depository Receipts (DRs), where underlying shares are in excess of 1% of the total number of shares

| Sr. No. | Name of the DR Holder | Type of outstanding DR (ADRs, GDRs, SDRs, etc.) | Number of shares underlying outstanding DRs | Shares underlying outstanding DRs as a percentage of total number of shares (i.e., Grand Total (A)+(B)+(C) indicated in Statement at para (Xa) above) |
|---------|-----------------------|---|---|---|
| 1 | NIL | NIL | NIL | 0.00 |
| 2 | | | | 0.00 |
| 3 | | | | 0.00 |
| 4 | | | | 0.00 |
| 5 | | | | 0.00 |
| 6 | | | | 0.00 |
| 7 | | | | 0.00 |
| 8 | | | | 0.00 |
| 9 | | | | 0.00 |
| | TOTAL | 0 | 0 | 0.00 |

FOR GILBERT INDUSTRIES LTD.



Company Secretary