

Statement Showing Shareholding Pattern

GLOBUS SPRINTS LIMITED

Name of the Company :

Script Code :533104

Quarter Ended :

31.12.2009


Category code	Category of Shareholder	Number of Shareholders	Total number of shares	Number of shares held in dematerialized form	Total shareholding as a percentage of total number of shares		Shares Pledged or otherwise encumbered	As a percentage (IX)-(VIII)/(V)*100
					As a percentage of (A+B) ¹	As a percentage of (A+B+C)		
(I)	(II)	(III)	(IV)	(V)	(VI)	(VII)	(VIII)	(IX)
(A)	Shareholding of Promoter and Promoter Group ²							
1	Indian							
(a)	Individuals/Hindu Undivided Family	0	0	0	0.00	0.00	0	0.00
(b)	Central Government/State Government(s)	0	0	0	0.00	0.00	0	0.00
(c)	Hodies Corporate	2	11,817,510	11,817,510	59.81	59.81	0	0.00
(d)	Financial Institutions/Banks	0	0	0	0.00	0.00	0	0.00
(e)	Any Others (Specify)	0	0	0	0.00	0.00	0	0.00
	Sub Total(A)(1)	2	11,817,510	11,817,510	59.81	59.81	0	0.00
2	Foreign							
a	Individuals (Non-Residents Individuals/ Foreign Individuals)	0	0	0	0.00	0.00	0	0.00
b	Bodies Corporate	0	0	0	0.00	0.00	0	0.00
c	Institutions	0	0	0	0.00	0.00	0	0.00
d	Any Others (Specify)	0	0	0	0.00	0.00	0	0.00
d-1		0	0	0	0.00	0.00	0	0.00
d-2		0	0	0	0.00	0.00	0	0.00
	Sub Total(A)(2)	0	0	0	0.00	0.00	0	0.00
	Total Shareholding of Promoter and Promoter Group (A)=(A)(1)+(A)(2)	2	11,817,510	11,817,510	59.81	59.81	0	0.00
(B)	Public shareholding							
1	Institutions							
(a)	Mutual Funds/UTI	1	1,849,890	1,849,890	9.36	9.36	0.00	0.00
(b)	Financial Institutions / Banks	1	70,000	70,000	0.35	0.35	0.00	0.00
(c)	Central Government/ State Government(s)	0	0	0	0.00	0.00	0.00	0.00
(d)	Venture Capital Funds	1	50,000	50,000	0.25	0.25	0.00	0.00
(e)	Insurance Companies	0	0	0	0.00	0.00	0.00	0.00
(f)	Foreign Institutional Investors	1	30,020	30,020	0.15	0.15	0.00	0.00
(g)	Foreign Venture Capital Investors	0	0	0	0.00	0.00	0.00	0.00
(h)	Any Other (specify)	0	0	0	0.00	0.00	0.00	0.00
(h-1)	NIL	0	0	0	0.00	0.00	0.00	0.00
(h-2)	NIL	0	0	0	0.00	0.00	0.00	0.00
	Sub-Total (B)(1)	4	1,999,910	1,999,910	10.12	10.12	0	0.00
	Total Shareholding of Promoter and Promoter Group (A)+(B)(1)	6	13,817,420	13,817,420	100.00	100.00	0	0.00

= of GLOBUS SPRINTS LIMITED

S. S. Senthil Kumar
Company Secretary

B.2	Non-institutions									
(a)	Bodies Corporate #	479	2,190,359	2,025,359	11.00	11.00	0.00		0.00	
(b)	Individuals									
	Individuals + Individual shareholders holding nominal share capital up to Rs 1 lakh	8,348	2,324,063	2,323,852	11.79	11.79				
I	ii. Individual shareholders holding nominal share capital in excess of Rs 1 lakh	20	838,678	838,678	3.11	3.11				
(c)	Any Other									
(e-i)	Trusts	1	1,000	1,000	0.01	0.01				
(e-ii)	Directors & their Relatives	4	5,740	5,740	1.14	1.14				
(e-iii)	Non-Resident Indians	119	52,180	52,180	0.26	0.26				
(e-iv)	Overseas corporate Bodies	0	0	0	0.00	0.00				
(e-v)	Clearing Members	231	398,155	398,155	2.02	2.02				
(e-vi)	Hindu Undivided Families	208	130,113	130,113	0.66	0.66				
	Sub-Total (BX2)	9,410	5,940,321	5,775,877	30.07	30.07				
(B)	Total Public Shareholding (B)- (BK1)+(BX2)	9,414	7,940,231	7,774,987	40.19	40.19	0.00		0.00	
	TOTAL (A)+(B)	9,416	19,787,741	19,892,497	100.00	100.00				
(C)	Shares held by Custodians and against which Depository Receipts have been issued	0	0	0	N/A	0.00			0.00	
	GRAND TOTAL (A)+(B)+(C)	9,416	19,787,741	19,892,497	100.00	100.00	0		0.00	


For GLOBUS SPIRITS LIMITED


Company Secretary

(1)(b) Statement showing Shareholding of persons belonging to the category "Promoter and Promoter Group"

Sr. No.	Name of the shareholder	Total shares held		Shares Pledged or otherwise encumbered		
		Number (III)	As a % of Grand Total (A)+(B)+(C) (IV)	Number (V)	As a percentage (VI)=(V)/(III)*100 (VII)	As a % of grand total (A)+(B)+(C) of sub-clause (I)(a) (VIII)
1	CHANDBAGH INVESTMENTS LTD	11367510	57.53	0	0	0
2	GLOBAL INFOSYS PRIVATE LIMITED	450000	2.28	0	0	0
	TOTAL	11817510	59.81	0	0	0

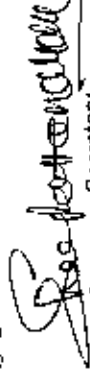
for GLOBUS SPIRITS LIMITED


Company Secretary

(D)(c) Statement showing Shareholding of persons belonging to the category "Public" and holding more than 1% of the total number of shares

Sr. No.	Name of the shareholder	Number of shares	Shares as a percentage of total number of shares {i.e., Grand Total (A)+(B)+(C) indicated in Statement at para (D)(a) above}
1	IDFC PREMIER EQUITY FUND	1849890	9.36286
2	INFORMED TECHNOLOGIES INDIA LIMITED	265319	1.34286
3	DEEPAK ROY	225000	1.13679
	TOTAL	2340209	11.84452

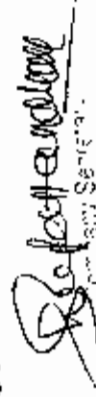
For GLENDIG SPIRITS LIMITED


Company Secretary

(T)(d) Statement showing details of locked-in shares

Sr. No.	Name of the shareholder	* Category of Shareholders (Promoters / Public)	Number of locked-in shares	Locked-in shares as a percentage of total number of shares (i.e., Grand Total (A)+(B)+(C) indicated in Statement at para (IX(a) above)
1	GOUTAM KHANDELWAL	PUBLIC	33	0
2	ASHOK KUMAR	PUBLIC	33	0
3	RAJAT SANGAL	PUBLIC	51	0
4	S S SHARMA	PUBLIC	33	0
5	AMITABH SANGAL	PUBLIC	33	0
6	TINNA FINEX LTD.	PUBLIC	165000	0.835
7	SHARAN SINGH	PUBLIC	15	0
8	ANIL K GARG	PUBLIC	15	0
9	RAJESH KUMAR	PUBLIC	18	0
10	DEEPAK ROY	PUBLIC	225000	1.138
11	SOURABH VENTURE CAPITAL TRUST	PUBLIC	50000	0.253
12	CHANDBAGH INVESTMENTS LTD.	PROMOTER	11367510	57.434
13	GLOBUS INFOSYS PRIVATE LIMITED	PROMOTER	450000	2.277
	TOTAL		12257741	62.04

For GLOBUS SPIRITS LIMITED


Rajat Sangal
Joint Secretary

(II)(a) Statement showing details of Depository Receipts (DRs)

Sr. No.	Type of outstanding DR (ADRs, GDRs, SDRs, etc.)	Number of outstanding DRs	Number of shares underlying outstanding DRs	Shares underlying outstanding DRs as a percentage of total number of shares (i.e., Grand Total (A)+(B)+(C) indicated in Statement at para (D)(a) above)
1	NIL	NIL	NIL	0.00
2				0.00
3				0.00
4				0.00
5				0.00
6				0.00
7				0.00
8				0.00
9				0.00
	TOTAL	0	0	0.00

For Global Spirits Limited




Company Secretary

(II)(b) Statement showing Holding of Depository Receipts (DRs), where underlying shares are in excess of 1% of the total number of shares

Sr. No.	Name of the DR Holder	Type of outstanding DR (ADRs, GDRs, SDRs, etc.)	Number of shares underlying outstanding DRs	Shares underlying outstanding DRs as a percentage of total number of shares {i.e., Grand Total (A)+(B)+(C) indicated in Statement at para (D)(a) above}
1	NIL	NIL	NIL	0.00
2				0.00
3				0.00
4				0.00
5				0.00
6				0.00
7				0.00
8				0.00
9				0.00
	TOTAL	0	0	0.00

For GLOBUS SPIRITS LIMITED


Company Secretary