

Statement Showing Shareholding Pattern

GLOBUS SPRITS LIMITED

Name of the Company :

Scrip Code :533104

Name of the Scrip :GLOBUSSPR

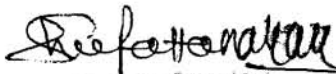
Class of Security : Equity

Quarter Ended :

31/12/2010

Partly paid-up shares:-	No. of partly paid-up shares	As a % of total no. of partly paid-up Shares	As a % of total no. of shares of the company
Held by promoter/promoter group	N.A.	N.A.	N.A.
Held by public	N.A.	N.A.	N.A.
Total	N.A.	N.A.	N.A.
Outstanding convertible securities:-	No. of outstanding securities	As a % of total no. of outstanding convertible securities	As a % of total no. of shares of the company, assuming full conversion of the convertible securities
Held by promoter/promoter group	N.A.	N.A.	N.A.
Held by public	N.A.	N.A.	N.A.
Total	N.A.	N.A.	N.A.
Warrants:-	No. of warrants	As a % of total no. of warrants	As a % of total no. of shares of the company, assuming full conversion of Warrants
Held by promoter/promoter group	N.A.	N.A.	N.A.
Held by public	N.A.	N.A.	N.A.
Total	N.A.	N.A.	N.A.
Total paid-up capital of the company, assuming full conversion of warrants and convertible securities	Rs.19,75,77,410/- (Rupees Nineteen Crores Seventy-five lacs Seventy-seven thousand four hundred ten only) (19757741 shares of the company @ Rs.10/- each)		

GLOBUS SPRITS LIMITED


 Secretary

Statement Showing Shareholding Pattern

Name of the Company :

GLOBUS SPRITS LIMITED

Scrip Code :533104

Quarter Ended :

31/12/2010

Category code	Category of Shareholder	Number of Shareholders	Total number of shares	Number of shares held in dematerialized form	Total shareholding as a percentage of total number of shares		Shares Pledged or otherwise encumbered	
					As a percentage of(A+B) ¹	As a percentage of (A+B+C)	Number of shares	As a percentage (IX)=(VIII)/(IV)*100
(I)	(II)	(III)	(IV)	(V)	(VI)	(VII)	(VIII)	(IX)
(A)	Shareholding of Promoter and Promoter Group²							
1	Indian							
(a)	Individuals/ Hindu Undivided Family	0	0	0	0.00	0.00	0	0.00
(b)	Central Government/ State Government(s)	0	0	0	0.00	0.00	0	0.00
(c)	Bodies Corporate	2	11,817,510	11,817,510	59.81	59.81	0	0.00
(d)	Financial Institutions/ Banks	0	0	0	0.00	0.00	0	
(e)	Any Others(Specify)	0	0	0	0.00	0.00	0	
	Sub Total(A)(1)	2	11,817,510	11,817,510	59.81	59.81	0	0.00
2	Foreign							
a	Individuals (Non-Residents Individuals/ Foreign Individuals)	0	0	0	0.00	0.00	0	0.00
b	Bodies Corporate			0	0.00	0.00	0	0.00
c	Institutions	0	0	0	0.00	0.00	0	0.00
d	Any Others(Specify)			0	0.00	0.00	0	0.00
d-i		0	0	0	0.00	0.00	0	0.00
d-ii		0	0	0	0.00	0.00	0	0.00
	Sub Total(A)(2)	0	0	0	0.00	0.00	0	0.00
	Total Shareholding of Promoter and Promoter Group (A)= (A)(1)+(A)(2)	2	11,817,510	11,817,510	59.81	59.81	0	0.00
(B)	Public shareholding						0.00	0.00
1	Institutions						0.00	0.00
(a)	Mutual Funds/ UTI	4	2,267,374	2,267,374	11.48	11.48		
(b)	Financial Institutions / Banks	0	0	0	0.00	0.00		
(c)	Central Government/ State Government(s)	0	0	0	0.00	0.00		
(d)	Venture Capital Funds	0	0	0	0.00	0.00		
(e)	Insurance Companies	0	0	0	0.00	0.00		

GLOBUS SPRITS LIMITED

Refatana

(f)	Foreign Institutional Investors	8	1,174,021	1,174,021	5.94	5.94		
(g)	Foreign Venture Capital Investors	0	0	0	0.00	0.00		
(h)	Any Other (specify)	0	0	0	0.00	0.00		
(h-i)	NIL	0	0	0	0.00	0.00		
(h-ii)	NIL	0	0	0	0.00	0.00		
	Sub-Total (B)(1)	12	3,441,395	3,441,395	17.42	17.42		
B 2	Non-institutions						0.00	0.00
(a)	Bodies Corporate #	313	1,254,590	1,254,590	6.35	6.35		
(b)	Individuals							
I	Individuals -i. Individual shareholders holding nominal share capital up to Rs 1 lakh	5,607	1,679,056	1,678,820	8.50	8.50		
II	ii. Individual shareholders holding nominal share capital in excess of Rs. 1 lakh.	41	1,321,873	1,321,873	6.69	6.69		
(c)	Any Other							
(c-i)	Trusts	1	348	348	0.00176	0.00176		
(c-ii)	Directors & their Relatives	3	623	590	0.00315	0.00315		
(c-iii)	Non-Resident Indians	122	123,012	123,012	0.62	0.62		
(c-iv)	Clearing Members	77	15,543	15,543	0.07867	0.07867		
(c-v)	Hindu Undivided Families	147	103,791	103,791	0.52532	0.52532		
	Sub-Total (B)(2)	6,311	4,498,836	4,498,567	22.77	22.77		
(B)	Total Public Shareholding (B)= (B)(1)+(B)(2)	6,323	7,940,231	7,939,962	40.19	40.19	0.00	0.00
	TOTAL (A)+(B)	6,325	19,757,741	19,757,472	100.00	100.00		
(C)	Shares held by Custodians and against which Depository Receipts have been issued	0	0	0	NA	0.00	0.00	0.00
	GRAND TOTAL (A)+(B)-(C)	6,325	19,757,741	19,757,472	100.00	100.00	0	0.00

GLOBAL SPIRIT LIMITED

Rajeshwar
Company Secretary

(I)(b) Statement showing Shareholding of persons belonging to the category "Promoter and Promoter Group"

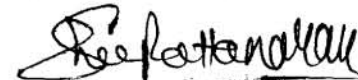
Sr. No.	Name of the shareholder	Total shares held		Shares Pledged or otherwise encumbered		
		Number	As a % of Grand Total (A)+(B)+(C)	Number	As a percentage	As a % of grand total (A)+(B)+(C) of sub-clause (I)(a)
(I)	(II)	(III)	(IV)	(V)	(VI)=(V)/(III)*100	(VII)
1	CHANDBAGH INVESTMWNTS LTD.	11367510	57.53	0	0	0
2	GLOBUS INFOSYS PRIVATE LIMITED	450000	2.28	0	0	0
					0	0
					0	0
					0	0
					0	0
	TOTAL	11817510	59.81		0	0

For GLOBUS SPIRITS LIMITED

[Signature]
Company Secretary

(I)(c) Statement showing Shareholding of persons belonging to the category "Public" and holding more than 1% of the total number of shares

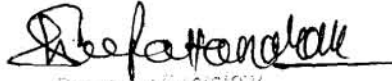
Sr. No.	Name of the shareholder	Number of shares	Shares as a percentage of total number of shares {i.e., Grand Total (A)+(B)+(C) indicated in Statement at para (I)(a) above}
1	FRANKLIN TEMPLETON MUTUAL FUND A/C FRANKLIN I	286939	1.45229
2	IDFC PREMIER EQUITY FUND	1820000	9.21158
3	CITIGROUP GLOBAL MARKETS MAURITIUS PRIVATE LIMITED	395700	2.00276
4	WASATCH MICRO CAP VALUE FUND	250000	1.26533
	TOTAL	2752639	13.93196


Company Secretary

(I)(d) Statement showing details of locked-in shares

Sr. No.	Name of the shareholder	* Category of Shareholders (Promoters / Public)	Number of locked-in shares	Locked-in shares as a percentage of total number of shares {i.e., Grand Total (A)+(B)+(C) indicated in Statement at para (I)(a) above}
	I CHANDBAGH INVESTMENTS LTD.	PUBLIC	3951548	20
	TOTAL		3951548	20

For GLC


Company Secretary

(II)(a) Statement showing details of Depository Receipts (DRs)

Sr. No.	Type of outstanding DR (ADRs, GDRs, SDRs, etc.)	Number of outstanding DRs	Number of shares underlying outstanding DRs	Shares underlying outstanding DRs as a percentage of total number of shares {i.e., Grand Total (A)+(B)+(C) indicated in Statement at para (I)(a) above}
1	NIL	NIL	NIL	0.00
2				0.00
3				0.00
4				0.00
5				0.00
6				0.00
7				0.00
8				0.00
9				0.00
	TOTAL	0	0	0.00

GLOBUS SPINTEL WITNESS


R. Fernando

(II)(b) Statement showing Holding of Depository Receipts (DRs), where underlying shares are in excess of 1% of the total number of shares

Sr. No.	Name of the DR Holder	Type of outstanding DR (ADRs, GDRs, SDRs, etc.)	Number of shares underlying outstanding DRs	Shares underlying outstanding DRs as a percentage of total number of shares {i.e., Grand Total (A)+(B)+(C) indicated in Statement at para (I)(a) above}
1	NIL	NIL	NIL	0.00
2				0.00
3				0.00
4				0.00
5				0.00
6				0.00
7				0.00
8				0.00
9				0.00
	TOTAL	0	0	0.00

For GLOBUS SPIRITS LIMITED

