

Statement Showing Shareholding Pattern
GLOBUS SPRITS LIMITED

Name of the Company :

Scrip Code :533104

Name of the Scrip :GLOBUSSPR

Class of Security : Equity

Quarter Ended :

30/06/2011

Partly paid-up shares:-	No. of partly paid-up shares	As a % of total no. of partly paid-up Shares	As a % of total no. of shares of the company
Held by promoter/promoter group	N.A.	N.A.	N.A.
Held by public	N.A.	N.A.	N.A.
Total	N.A.	N.A.	N.A.
Outstanding convertible securities:-	No. of outstanding securities	As a % of total no. of outstanding convertible securities	As a % of total no. of shares of the company, assuming full conversion of the convertible securities
Held by promoter/promoter group	N.A.	N.A.	N.A.
Held by public	N.A.	N.A.	N.A.
Total	N.A.	N.A.	N.A.
Warrants:-	No. of warrants	As a % of total no. of warrants	As a % of total no. of shares of the company, assuming full conversion of Warrants
Held by promoter/promoter group	N.A.	N.A.	N.A.
Held by public	N.A.	N.A.	N.A.
Total	N.A.	N.A.	N.A.
Total paid-up capital of the company, assuming full conversion of warrants and convertible securities	Rs.19,75,77,410/- (Rupees Nineteen Crores Seventy-five lacs Seventy-seven thousand four hundred ten only) (19757741 shares of the company @ Rs.10/- each)		

To: GLOBUS

Deepthi

Statement Showing Shareholding Pattern

Name of the Company :

GLOBUS SPRITS LIMITED

Scrp Code :533104

Quarter Ended :

30/06/2011

Category code	Category of Shareholder	Number of Shareholders	Total number of shares	Number of shares held in dematerialized form	Total shareholding as a percentage of total number of shares		Shares Pledged or otherwise encumbered	
					As a percentage of (A+B) ¹	As a percentage of (A+B+C)	Number of shares	As a percentage (IX)=(VIII)/(IV)*100
(I)	(II)	(III)	(IV)	(V)	(VI)	(VII)	(VIII)	(IX)
(A)	Shareholding of Promoter and Promoter Group²							
1	Indian							
(a)	Individuals/ Hindu Undivided Family	1	10,000	10,000	0.05	0.05	0	0.00
(b)	Central Government/ State Government(s)	0	0	0	0.00	0.00	0	0.00
(c)	Bodies Corporate	2	11,817,510	11,817,510	59.81	59.81	0	0.00
(d)	Financial Institutions/ Banks	0	0	0	0.00	0.00	0	
(e)	Any Others(Specify)	0	0	0	0.00	0.00	0	
	Sub Total(A)(1)	3	11,827,510	11,827,510	59.86	59.86	0	0.00
2	Foreign							
a	Individuals (Non-Residents Individuals/ Foreign Individuals)	0	0	0	0.00	0.00	0	0.00
b	Bodies Corporate	0	0	0	0.00	0.00	0	0.00
c	Institutions	0	0	0	0.00	0.00	0	0.00
d	Any Others(Specify)	0	0	0	0.00	0.00	0	0.00
d-i		0	0	0	0.00	0.00	0	0.00
d-ii		0	0	0	0.00	0.00	0	0.00
	Sub Total(A)(2)	0	0	0	0.00	0.00	0	0.00
	Total Shareholding of Promoter and Promoter Group (A)=(A)(1)+(A)(2)	3	11,827,510	11,827,510	59.86	59.86	0	0.00
(B)	Public shareholding						0.00	0.00
1	Institutions						0.00	0.00
(a)	Mutual Funds/ UTI	7	3,300,569	3,300,569	16.71	16.71		
(b)	Financial Institutions / Banks	1	15,000	15,000	0.08	0.08		
(c)	Central Government/ State Government(s)	0	0	0	0.00	0.00		
(d)	Venture Capital Funds	0	0	0	0.00	0.00		
(e)	Insurance Companies	0	0	0	0.00	0.00		
(f)	Foreign Institutional Investors	6	773,775	773,775	3.92	3.92		
(g)	Foreign Venture Capital Investors	0	0	0	0.00	0.00		

Refer attached


(h)	Any Other (specify)	0	0	0	0.00	0.00		
(h-i)	NIL	0	0	0	0.00	0.00		
(h-ii)	NIL	0	0	0	0.00	0.00		
	Sub-Total (B)(1)	14	4,089,344	4,089,344	20.70	20.70		
B 2	Non-institutions						0.00	0.00
(a)	Bodies Corporate #	268	877,331	877,331	4.44	4.44		
(b)	Individuals							
I	Individuals -i. Individual shareholders holding nominal share capital up to Rs 1 lakh	5,648	1,525,553	1,525,317	7.72	7.72		
II	ii. Individual shareholders holding nominal share capital in excess of Rs. 1 lakh.	33	1,160,158	1,160,158	5.87	5.87		
(c)	Any Other							
1	Trusts	1	100	100	0.00	0.00		
2	Directors & their Relatives	3	623	590	0.00315	0.00315		
3	Non-Resident Indians	121	147,445	147,445	0.75	0.75		
4	Clearing Members	31	24,282	24,282	0.1229	0.1229		
5	Hindu Undivided Families	161	105,395	105,395	0.53344	0.53344		
	Sub-Total (B)(2)	6,266	3,840,887	3,840,618	19.44	19.44		
(B)	Total Public Shareholding (B)= (B)(1)+(B)(2)	6,280	7,930,231	7,929,962	40.14	40.14	0.00	0.00
	TOTAL (A)+(B)	6,283	19,757,741	19,757,472	100.00	100.00		
(C)	Shares held by Custodians and against which Depository Receipts have been issued	0	0	0	NA	0.00	0.00	0.00
	1) Promoter and Promoter Group	0	0	0	0.00	0.00	0.00	
	2) Public	0	0	0	0.00	0.00	0.00	
	GRAND TOTAL (A)+(B)+(C)	6,283	19,757,741	19,757,472	100.00	100.00	0	0.00

11/08/2018

[Handwritten Signature]

(I)(b) Statement showing Shareholding of persons belonging to the category
"Promoter and Promoter Group"


Sr. No.	Name of the shareholder	Total shares held		Shares Pledged or otherwise encumbered		
		Number	As a % of Grand Total (A)+(B)+(C)	Number	As a percentage (VI)=(V)/(III)*100	As a % of grand total (A)+(B)+(C) of sub-clause (I)(a)
(I)	(II)	(III)	(IV)	(V)	(VI)=(V)/(III)*100	(VII)
1	AJAY KUMAR SWAUP	10000	0.05	0	0	0
2	CHANDBAGH INVESTMENTS LTD.	11367510	57.53	0	0	0
3	GLOBUS INFOSYS PRIVATE LIMITED	450000	2.28	0	0	0
					0	0
					0	0
	TOTAL	11827510	59.86		0	0

SECRETARY


(I)(c) Statement showing Shareholding of persons belonging to the category
"Public" and holding more than 1% of the total number of shares


Sr. No.	Name of the shareholder	Number of shares	Shares as a percentage of total number of shares (i.e., Grand Total (A)+(B)+(C) indicated in Statement at para (I)(a) above}
1	SBIMF-MAGNUM SECTOR FUNDS UMBRELLA-EMERGING B USINESSES FUND	899464	4.55246
2	FRANKLIN TEMPLETON MUTUAL FUND A/C FRANKLIN I NDIA HIGH GROWTH COMPANIES FUND	354639	1.79494
3	IDFC PREMIER EQUITY FUND	1820000	9.21158
5	INDIA MAX INVESTMENT FUND LIMITED	377987	1.91311
6	COLLEGE RETIREMENT EQUITIES FUND - STOCK ACCO UNT	199557	1.01002
*	TOTAL	3651647	18.48211

Page 87



(1)(d) Statement showing details of locked-in shares

Sr. No.	Name of the shareholder	* Category of Shareholders (Promoters / Public)	Number of locked-in shares	Locked-in shares as a percentage of total number of shares {i.e., Grand Total (A)+(B)+(C) indicated in Statement at para (1)(a) above}
1	CHANDBAGH INVESTMENTS LTD.	PROMOTERS	3951548	20
	TOTAL		3951548	20



(II)(a) Statement showing details of Depository Receipts (DRs)

Sr. No.	Type of outstanding DR (ADRs, GDRs, SDRs, etc.)	Number of outstanding DRs	Number of shares underlying outstanding DRs	Shares underlying outstanding DRs as a percentage of total number of shares {i.e., Grand Total (A)+(B)+(C) indicated in Statement at para (I)(a) above}
1	NIL	NIL	NIL	0.00
2				0.00
3				0.00
4				0.00
5				0.00
6				0.00
7				0.00
8				0.00
9				0.00
	TOTAL	0	0	0.00

Reefattanaka

(II)(b) Statement showing Holding of Depository Receipts (DRs), where underlying shares are in excess of 1% of the total number of shares

Sr. No.	Name of the DR Holder	Type of outstanding DR (ADRs, GDRs, SDRs, etc.)	Number of shares underlying outstanding DRs	Shares underlying outstanding DRs as a percentage of total number of shares {i.e., Grand Total (A)+(B)+(C) indicated in Statement at para (I)(a) above}
1	NIL	NIL	NIL	0.00
2				0.00
3				0.00
4				0.00
5				0.00
6				0.00
7				0.00
8				0.00
9				0.00
	TOTAL	0	0	0.00

Refattoullou