

**Statement Showing Shareholding Pattern**  
Introductory sub-table (IXa)

Name of the Company: M/S. GLOBUS SPIRITS LTD

Scrp Code, Name of the scrip, class of security: 533104

Quarter ended: 31ST MARCH, 2012

Partly paid-up shares:-	No. of partly paid-up shares	As a % of total no. of shares of the company	
		paid-up shares	the company
Held by promoter/promoter group	0	0	0
Held by public	0	0	0
<b>Total - D</b>	<b>0</b>	<b>0</b>	<b>0</b>

Outstanding convertible securities:- No. of outstanding securities	As a % of total no. of shares of the company, assuming full conversion of the convertible securities	
	As a % of total no. of outstanding convertible securities	As a % of total no. of shares of the company, assuming full conversion of the convertible securities
Held by promoter/promoter group	0	0
Held by public	0	0
<b>Total - E</b>	<b>0</b>	<b>0</b>

Warrants:-	No. of warrants	As a % of total no. of shares of the company, assuming full conversion of warrants	
		As a % of total no. of warrants	As a % of total no. of shares of the company, assuming full conversion of warrants
Held by promoter/promoter group	0	0	0
Held by public	0	0	0
<b>Total - F</b>	<b>0</b>	<b>0</b>	<b>0</b>

Total paid-up capital of the company, assuming full conversion of warrants and convertible securities

22997741

100

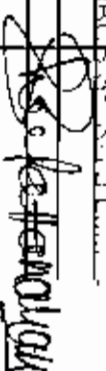
10 DECEMBER 2012  
*Rajeshwar Nayak*

**Statement Showing Shareholding Pattern**

Category of Shareholders	Table (I)(a)					Total shareholding as a percentage of total number of shares		Shares Pledged or otherwise encumbered	As a percentage
	Number of Shareholders	Total number of shares	Number of shares held in dematerialized form	As a percentage of (A+B) <sup>1</sup>	As a percentage of (A+B+C)	Number of shares	(IX) = (VIII)/(IV)*100		
(I)	(II)	(III)	(IV)	(V)	(VI)	(VII)	(VIII)	(IX)	
(A) Shareholding of Promoter and I Indian									
(a) Individuals/ Hindu Undivided Family									
(b) Central Government/ State Government(s)	8	3297000	3297000	0	14.34	14.34		0.00	
(c) Bodies Corporate	0	0	0	0	0.00	0.00		0.00	
(d) Financial Institutions/ Banks	3	12143330	12143330	0	52.80	52.80		0.00	
(e) Any Others(Specify)	0	0	0	0	0.00	0.00		0.00	
(e-i)	0	0	0	0	0.00	0.00		0.00	
(e-ii)	0	0	0	0	0.00	0.00		0.00	
<b>Sub Total(A+I)</b>	<b>11</b>	<b>15440330</b>	<b>15440330</b>		<b>67.14</b>	<b>67.14</b>	<b>0</b>	<b>0.00</b>	
<b>2 Foreign</b>									
a Individuals (Non-Residents Individuals/ Foreign Individuals)					0.00	0.00		0.00	
b Bodies Corporate					0.00	0.00		0.00	
c Institutions					0.00	0.00		0.00	
d Any Others(Specify)					0.00	0.00		0.00	
d-1					0.00	0.00		0.00	
d-ii					0.00	0.00		0.00	

  
 K. S. Srinivasan  
 Director

	Sub Total (A)(2)	0	0	0	0	0.00	0.00	0	0.00
	Total Shareholding of Promoter and Promoter Group (A) = (A)(1)+(A)(2)	11	15440330	15440330	67.14	67.14	0	0.00	
(B)	Public shareholding								
I	Institutions								
(a)	Mutual Funds/ UTI	6	3249069	3249069	14.13	14.13			
(b)	Financial Institutions / Banks	0	0	0	0.00	0.00			
(c)	Central Government/ State Government(s)	0	0	0	0.00	0.00			
(d)	Venture Capital Funds	0	0	0	0.00	0.00			
(e)	Insurance Companies	0	0	0	0.00	0.00			
(f)	Foreign Institutional Investors	3	232863	232863	1.01	1.01			
(g)	Foreign Venture Capital Investors	0	0	0	0.00	0.00			
(h)	Any Other (specify)	0	0	0	0.00	0.00			
(h-i)		0	0	0	0.00	0.00			
(h-ii)									
	Sub-Total (B)(1)	9	3481932	3481932	15.1403	15.1403			
B 2	Non-institutions								
(a)	Bodies Corporate	220	1154618	1154618	5.02	5.02			
(b)	Individuals								
	Individuals - i. Individual shareholders holding nominal share capital up to Rs 1 lakh	6071	1747269	1747033	7.60	7.60			
II	ii. Individual shareholders holding nominal share capital in excess of Rs. 1 lakh	29	979574	979574	4.26	4.26			
(c)	Any Other (specify)				0.00	0.00			
1	Clearing Members	57	48804	48804	0.21	0.21			
2	Non Resident Indians (REPAT)	93	116138	116138	0.51	0.51			
3	Non Resident Indians (NON REPAT)	23	26320	26320	0.11	0.11			
4	Directors & their Relatives	4	2723	2690	0.01	0.01			
5	Trusts	1	13	33	0.00	0.00			

  
 S. S. Jeyaraj  
 Director

	Sub-Total (B)(2)	6498	4075479	4075210	17.7211	17.7211			
(B)	Total Public Shareholding (B)= (B)(1)+(B)(2)	6507	7557411	7557142	32.86	32.86			
	TOTAL (A)+(B)	6518	22997741	22997472	100.00	100.00			
(C)	Shares held by Custodians and against which Depository Receipts have been issued								
1	Promoter and Promoter Group	0	0	0		0.00			0.00
2	Public	0	0	0		0.00			
	Sub-Total (C)	0	0	0		0			
	GRAND TOTAL (A)+(B)+(C)	6518	22997741	22997472		100.00		0	0.00

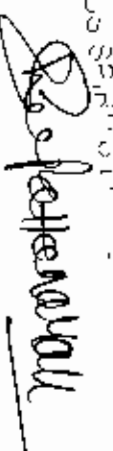
THE CLOSUS SECURITIES LIMITED

*Bojatharaman*

(IXb) Statement showing holding of securities (including shares, warrants, convertible securities) of persons belonging to the category "Promoter and Promoter Group"

Sr. No.	Name of the shareholder	Details of Shares held		Encumbered shares (*)		Details of warrants		Details of convertible securities		Total shares (including underlying shares assuming full conversion of warrants and convertible securities) as a % of diluted share capital
		Number of shares held	As a % of grand total (A)+(B)+(C)	No.	As a percentage (N1)=(M1/M2)*100	As a % of grand total (A)+(B)+(C) of sub-clause (IXa)	Number of warrants held	As a % of total number of warrants of the same class	Number of convertible securities held	
1	CHANDBAGH INVESTMENTS LIMITED	11367510	49.43		0.00	0.00				
2	ALAY KUMAR SWARUP	1629820	7.09		0.00	0.00				
3	ANOOB BISHNOI	1619820	7.04		0.00	0.00				
4	GLOBUS INFOSYS PRIVATE LIMITED	538854	2.34		0.00	0.00				
5	JARODA PLANTATIONS PVT. LTD.	236966	1.03		0.00	0.00				
6	MADHAV KUMAR SWARUP	40060	0.17		0.00	0.00				
7	SHEKHAR SWARUP	7000	0.03		0.00	0.00				
8	BHUPENDRA KUMAR BISHNOI	90	0.00		0.00	0.00				
9	ROSHNI BISHNOI	90	0.00		0.00	0.00				
10	MADHAVI SWARUP	60	0.00		0.00	0.00				
11	SARJOI RANI SWARUP	60	0.00		0.00	0.00				
	<b>TOTAL</b>	<b>15440330</b>	<b>67.14</b>	<b>0</b>	<b>0.00</b>	<b>0.00</b>	<b>0</b>	<b>0</b>	<b>0</b>	<b>0</b>

(\*) The term "encumbrance" has the same meaning as assigned to it in regulation 28(3) of the SAST Regulations, 2011

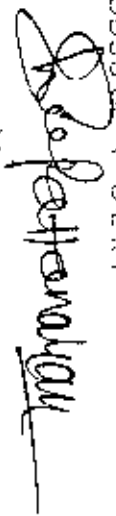
GLOBUS SECURITIES  
  
R. S. Jethanandani



(I)(c)(ii) Statement showing holding of securities (including shares, warrants, convertible securities) of persons (together with PAC) belonging to the category "Public" and holding more than 5% of the total number of shares of the company

Sr. No.	Name(s) of the shareholder(s) and the Persons Acting in Concert (PAC) with them	Number of shares	Shares as a percentage of total number of shares {i.e., Grand Total (A)+(B)+(C) indicated in Statement at para (I)(a) above}	Details of warrants		Details of convertible securities		Total shares (including underlying shares assuming full conversion of warrants and convertible securities) as a % of diluted share capital
				Number of warrants	As a % total number of warrants of the same class	Number of convertible securities held	% w.r.t total number of convertible securities of the same class	
1	IDFC PREMIER EQUITY FUND	1820000	7.91	0	0	0	0	0
<b>TOTAL</b>		<b>1820000</b>	<b>7.91</b>	<b>0</b>	<b>0</b>	<b>0</b>	<b>0</b>	<b>0</b>


OF SECURITIES PRIVATE LIMITED



(D)(d) Statement showing details of locked-in shares

Sr. No.	Name of the shareholder	Number of locked-in shares	Locked-in shares as a percentage of total number of shares [i.e., Grand Total (A)+(B)+(C) indicated in Statement at para (I)(a) above]
1	AJAY KUMAR SWARUP	404955	1.76
2	ANOO BISHNOI	404955	1.76
3	BHUPENDRA KUMAR BISHNOI	23	0.00
4	CHANDRAGH INVESTMENTS LIMITED	3951548	17.18
5	MADHAV KUMAR SWARUP	15	0.00
6	MADHAVI SWARUP	15	0.00
7	ROSHNI BISHNOI	22	0.00
8	SAROJ RANI SWARUP	15	0.00
<b>TOTAL</b>		<b>4761548</b>	<b>20.70</b>

BY GLOBALUS SECURITIES - ...





(11)(a) Statement showing details of Depository Receipts (DRs)

Sr. No.	Type of outstanding DR (ADRs, GDRs, SDRs, etc.)	Number of outstanding DRs	Number of shares underlying outstanding DRs	Shares underlying outstanding DRs as a percentage of total number of shares (i.e., Grand Total (A)+(B)+(C) indicated in Statement at para (1)(a) above)
1				0.00
2				0.00
3				0.00
4				0.00
5				0.00
6				0.00
7				0.00
8				0.00
9				0.00
<b>TOTAL</b>		<b>0</b>	<b>0</b>	<b>0.00</b>

11/05/2015  
 11/05/2015  


(D)(b) Statement showing holding of Depository Receipts (DRs), where underlying shares held by "promoter/promoter group" are in excess of 1% of the total number of shares

Sr. No.	Name of the DR Holder	Type of outstanding DR (ADRs, GDRs, SDRs, etc.)	Number of shares underlying outstanding DRs	Shares underlying outstanding DRs as a percentage of total number of shares i.e., Grand Total (A)+(B)+(C) indicated in Statement at para (D)(a) above)
1				0.00
2				0.00
3				0.00
4				0.00
5				0.00
6				0.00
7				0.00
8				0.00
9				0.00
<b>TOTAL</b>			<b>0</b>	<b>0.00</b>

T-GLOBUS SPAN 3.2.1.1

